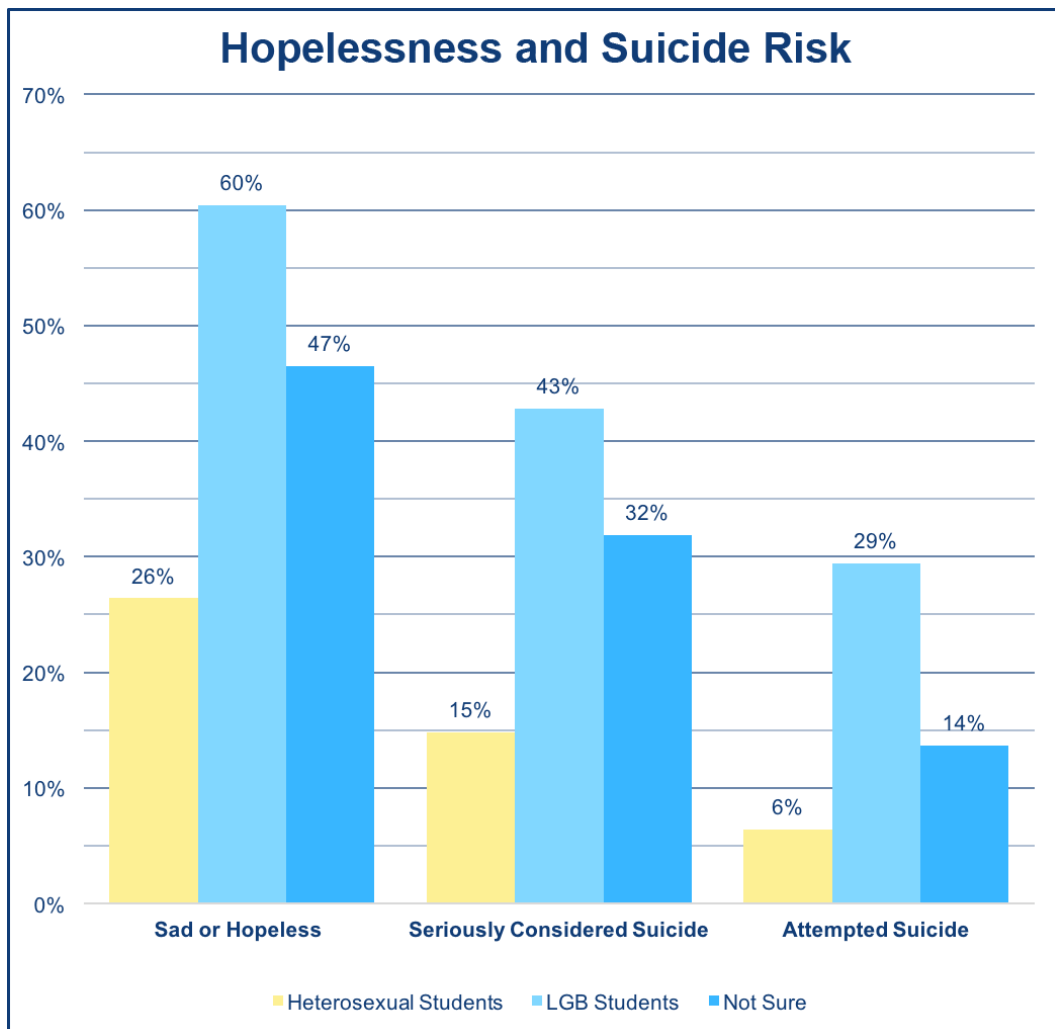
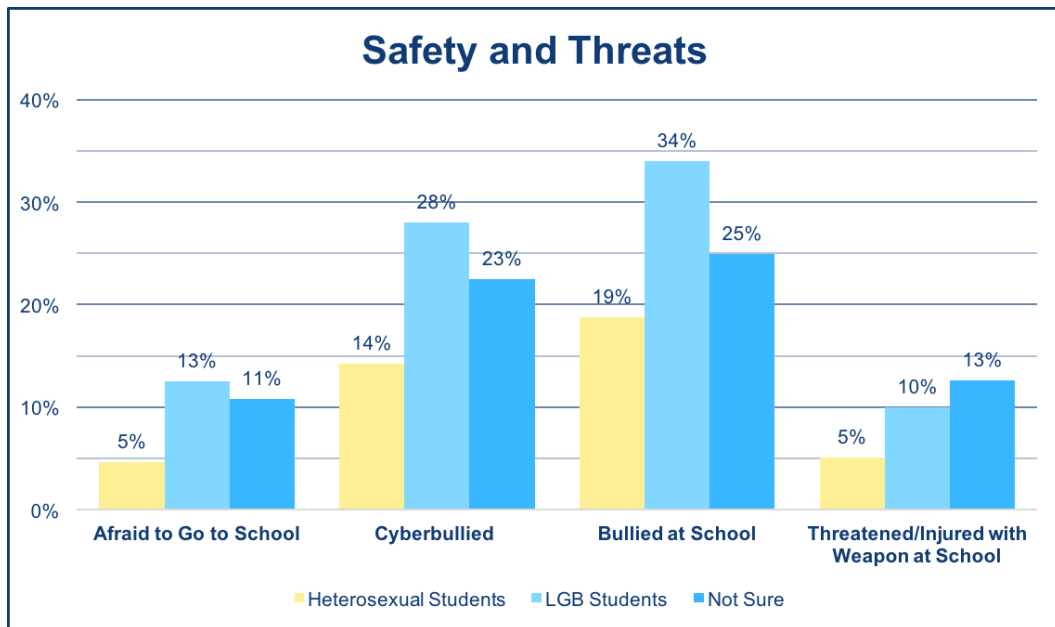


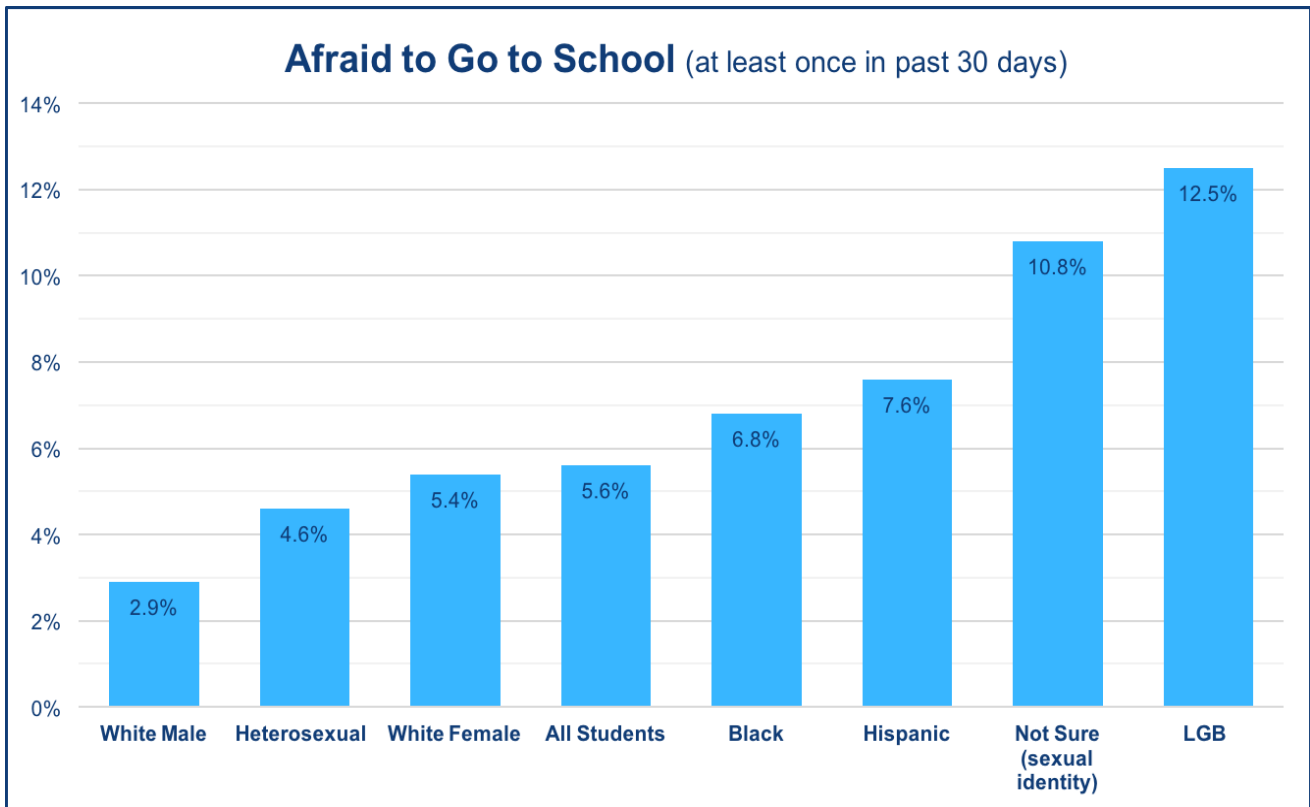


Welcoming Schools

A PROJECT OF THE HUMAN RIGHTS CAMPAIGN FOUNDATION

BULLYING, VIOLENCE AND STUDENT WELL-BEING





- The data is based on the 2015 Youth Risk Behavior Survey (YRBS). The YRBS is conducted every two years by the Centers for Disease Control Youth Risk Behavior Surveillance System.
- Questions regarding sexual identity were asked in 25 states and in 19 large urban school districts. Respondents were 51% male and 49% female; 54.5% White, 13.6% Black, 22.3% Hispanic, 9.7% Other; and evenly spread out between grades 9–12.
- The YRBS asks students a range of questions on health-related behaviors from seatbelt and bike helmet usage to bullying and violence to tobacco, alcohol or drug use.
- Nationwide, 88.8% of students identified as heterosexual, 2.0% identified as gay or lesbian, 6.0% identified as bisexual, and 3.2% were not sure of their sexual identity. This translates into approximately 1.3 million students who identify as lesbian, gay or bisexual (LGB) and an additional 500,000 who are unsure of their sexual identity.

SOURCES:

Kann L, McManus T, Harris WA, et al. Youth Risk Behavior Surveillance — United States, 2015. *MMWR Surveill Summ* 2016;65(No. SS-6):1–174. DOI: <http://dx.doi.org/10.15585/mmwr.ss6506a1>.

Kann L, Olsen EO, McManus T, et al. Sexual Identity, Sex of Sexual Contacts, and Health-Related Behaviors Among Students in Grades 9–12 — United States and Selected Sites, 2015. *MMWR Surveill Summ* 2016;65(No. SS-9):1–202. DOI: <http://dx.doi.org/10.15585/mmwr.ss6509a1>.

U.S. Department of Education, National Center for Education Statistics (2016) Digest of Education Statistics. Available at http://nces.ed.gov/programs/digest/d15/tables/dt15_105.20.asp?current=yes.