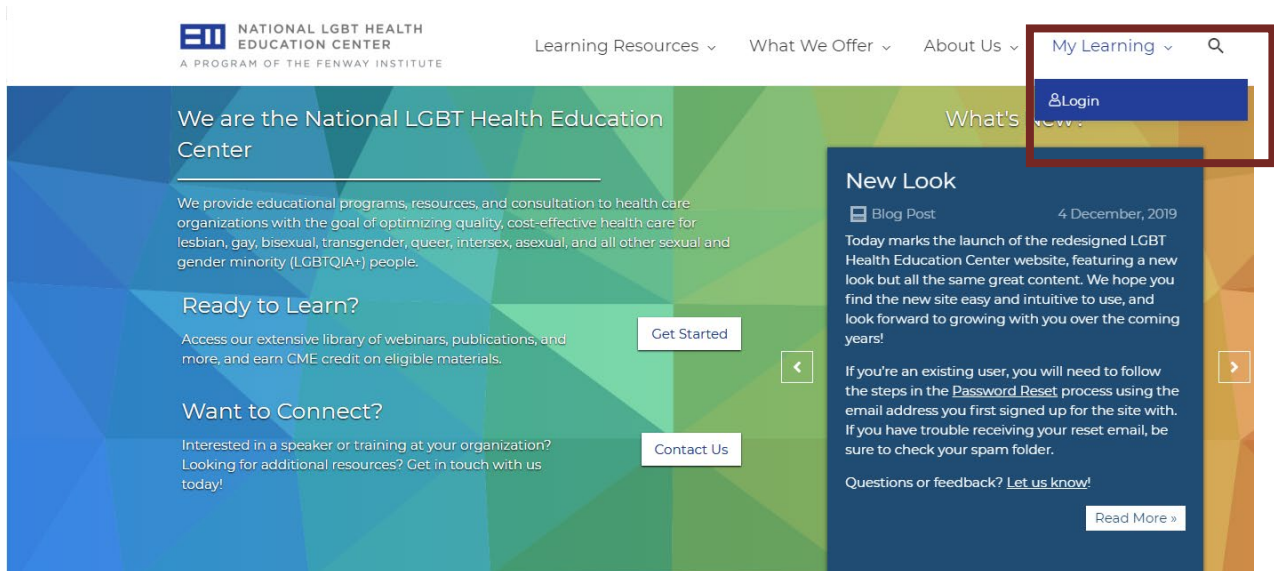


How to Register for The National LGBT Health Education Center Webinars

Before you can watch specific webinars, you must first create an account with the National LGBT Health Education Center.

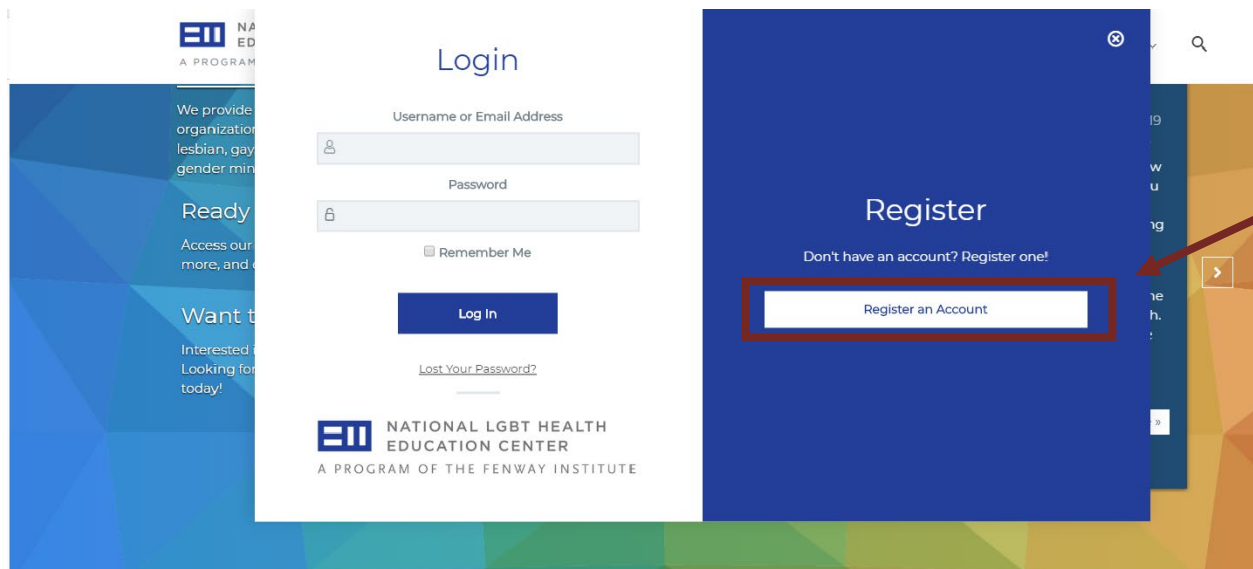
To do so, go to www.lgbthealtheducation.org and click on “My Learning” in the top right and then on “Login” in the dropdown.



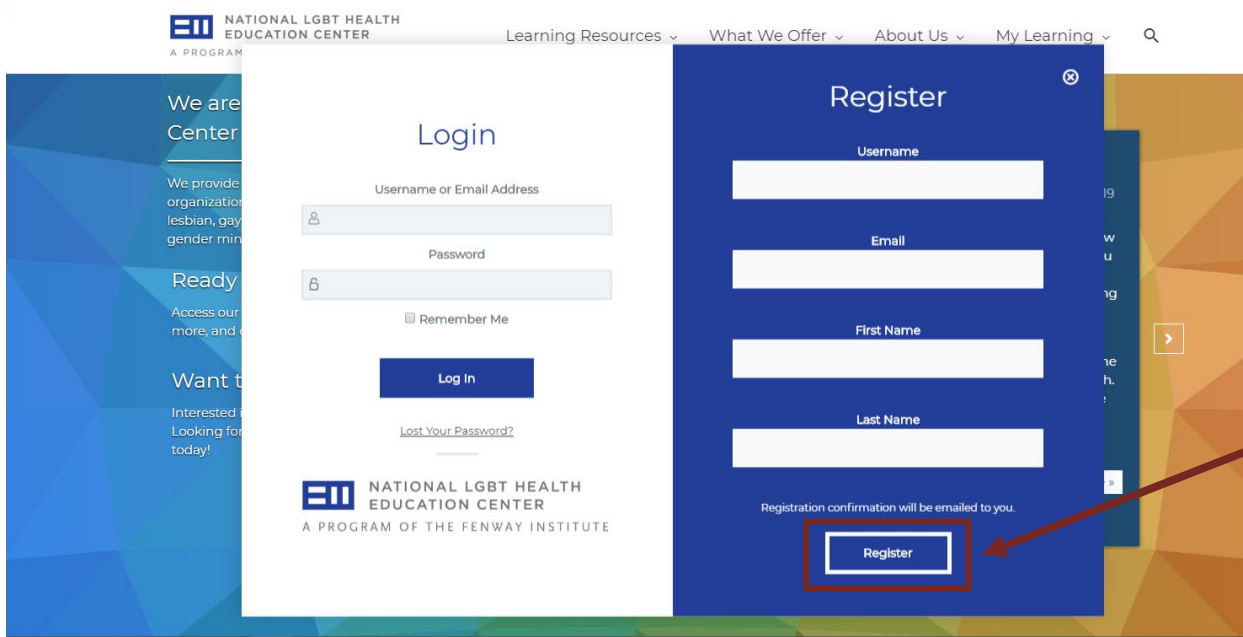
If you already have an account, you should log in with your email address.

If you have an account and have not logged in since before December 4, 2019, you will need to re-set your password to gain access to the site. [You can re-set your password here.](#)

If you do not have an account, you can register for an account here.



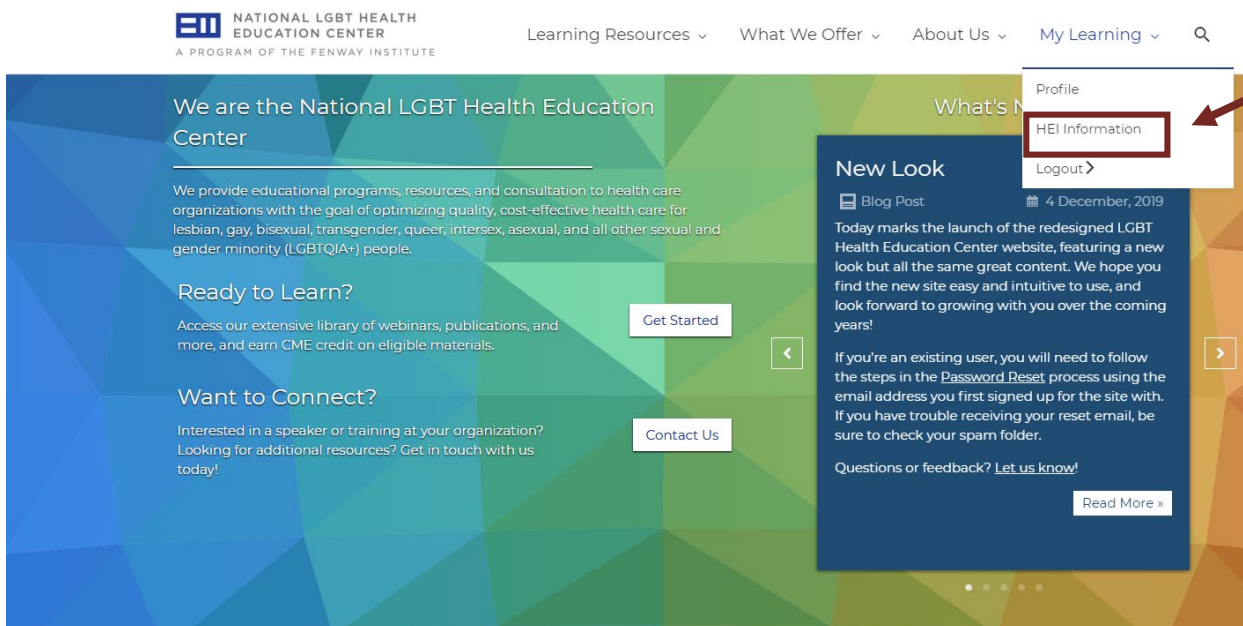
To register, you must complete all the information in the form.



The screenshot shows the National LGBT Health Education Center website. The header includes the logo and navigation links: Learning Resources, What We Offer, About Us, and My Learning. The main content area is split into two panels. The left panel is the Login form, which includes fields for Username or Email Address and Password, a Remember Me checkbox, a Log In button, and a link for Lost Your Password?. The right panel is the Register form, which includes fields for Username, Email, First Name, and Last Name, and a Register button. A red box highlights the Register button, and a red arrow points to it from the right side of the image.

After you click "register", you will receive an email with a link to set your account password.

Once you are logged into your account, if you wish to receive HEI credit, you will need to update your HEI information. To do that, click on "My Learning" and then "HEI Information."



The screenshot shows the National LGBT Health Education Center website. The header includes the logo and navigation links: Learning Resources, What We Offer, About Us, and My Learning. The main content area features a large banner with the text "We are the National LGBT Health Education Center" and a "What's New" section with a "New Look" blog post. The My Learning dropdown menu is open, showing options for Profile, HEI Information, and Logout. A red box highlights the HEI Information option, and a red arrow points to it from the right side of the image.

You must complete all the information in the HEI form to receive credit.

My HEI Information

If you are interested in receiving HEI credit for completing courses on our website, you must submit the information below. This will be added to your profile and your completed courses will be automatically submitted to HRC for HEI credit.

HEI Facility Code	<input type="text"/>
Organization	<input type="text"/>
Job Title	<input type="text"/>
Primary Role	Administrator ▾
Country	United States ▾
State	<input type="text"/>
City	<input type="text"/>
Zip/Postal Code	<input type="text"/>
<input type="button" value="Save"/>	

Enter the Facility ID provided by your organization. If you do not have the Facility ID, use the [lookup tool](#) to find it.

To complete your registration, click SAVE after you have entered all your information.

For technical problems registering for the Education Center, please contact them at lgbthealtheducation@fenwayhealth.org or 617-927-6354.